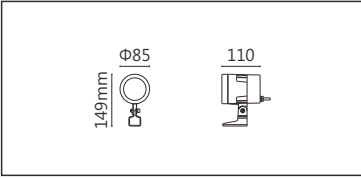
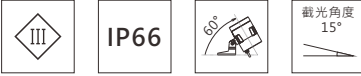


SA-H320A-DXA-4

**Features & Application 产品特点&适用场所**

- 圆形投光灯·适用于投射柱子、窄墙、屋檐、树干的照明
- 多种光学配件可选·从远距离聚焦照明到泛光照明·满足不同场所投光需求
- 简易安装结构·施工方便·确保灯具安全稳固
- 对流散热通道设计·具有良好的散热性能·可确保LED光源的寿命
- 可选配遮光罩·进一步提升灯具的防眩效果
- 高灰阶·亮度调节变化细腻丝滑·可达16K的刷新率·手机拍摄无频闪·人眼观测无疲劳

适用于公园景观亮化、户外大楼、桥梁、古建筑泛光投射照明、文旅照明、别墅庭院景观亮化等

Options 可选

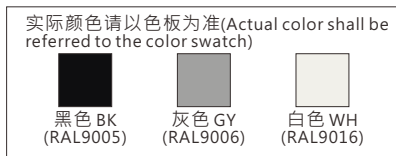
色温 (Color Temperature) : 1800K、2200K、2700K、3000K、3500K、4000K

功率 (Power) : 10W

光束角 (Beam Angle) : 7°、10°

Product specifications 产品规格

输入电参数 (Input)	DC24V	安规执行标准 (Standard of Safety)	IEC60598-1:2020/GB 7000.1-2015 IEC60598-2-5:2015/GB 7000.7-2005
光源 (Light Source)	CREE XP-E2	存储条件 (Storage Condition)	温度 (Temperature) : -40°C ~ 50°C 湿度 (Humidity) : 10% ~ 95%RH
显色性 (Color Rendering)	Ra≥80(不含1800K)	线材/长度/连接器 (Connecting)	1.0mm²*2+0.3mm²*3 可选配防水接头 (Optional waterproof connector available) 50~55cm
LED数量 (Number of LEDs)	4		
光通量 (Luminous Flux) (@4000K)	750 lm	产品主体材质 (Material)	高强度、高导热性铝合金 (High-strength, high thermal conductivity aluminum alloy)
光效 (Luminous Efficacy) (@4000K)	75 lm/W		
截光角 (Cutoff Angle)	15° 25° (5mm蜂窝网Honeycomb network) 40° (3mm蜂窝网Honeycomb network)	安装方式 (Installation)	表面安装 (Surface Installation) 旋转底座 (RotaryBase) 地插安装 (Ground Installation) 抱箍安装 (Hoop Installation) 喉箍安装 (Hose Clamp Installation)
控制方式 (Control Method)	DMX		
灰阶 (Gray Scale)	65536	产品净重 (Weight)	≤1kg
安定器/变压器/驱动器 (Ballast/Transformer/Driver)	/		

Finishing 灯具颜色

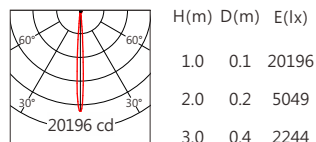
Accessories 配件

配件	配件型号	图片	配件	配件型号	图片
遮光罩 (Shade hood)	AC-SAH320A-D01		旋转支架 (Rotating bracket)	AC-SAH320A-R01	
	AC-SAH320A-D02			AC-SAH320A-R02	
蜂窝网 (Honeycomb network)	AC-SAH320A-H01	 截光角40°	旋转底座 (RotaryBase)	AC-SAH320A-F01	
	AC-SAH320A-H02	 截光角25°	插泥件 (Mud insert)	AC-SAH320A-F02	
拉伸膜片 (Stretch film)	AC-C62E0140		抱箍底座 (Hope base)	AC-SAH320A-F03	
	AC-C62E0160		喉箍底座 (Hose clamp base)	AC-SAH320A-F04	 喉箍需自行购买 (Hose clamps need to be purchased separately)
AC-C62E1060					
AC-C62E1560					
AC-C62E3060					

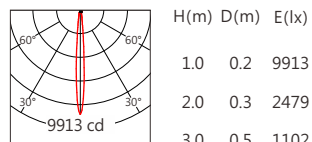
Light Distribution 配光曲线图

1800K 530 lm

XP-E2 7° 1800K

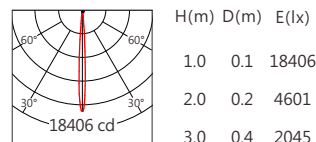


XP-E2 10° 1800K

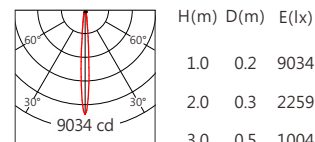


2200K 490 lm

XP-E2 7° 2200K

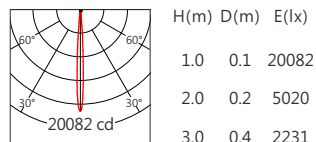


XP-E2 10° 2200K

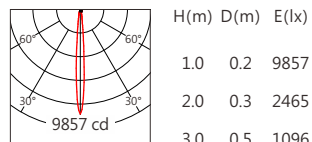


2700K 530 lm

XP-E2 7° 2700K

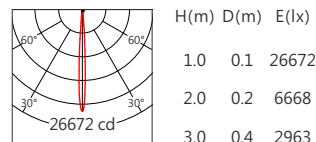


XP-E2 10° 2700K

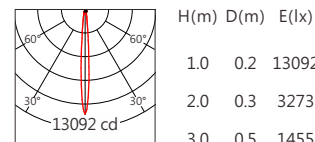


3000K 700 lm

XP-E2 7° 3000K

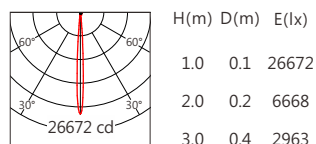


XP-E2 10° 3000K

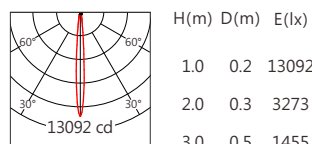


3500K 700 lm

XP-E2 7° 3500K

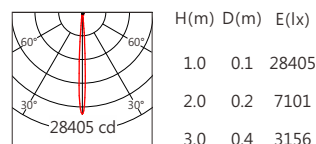


XP-E2 10° 3500K



4000K 750 lm

XP-E2 7° 4000K



XP-E2 10° 4000K

