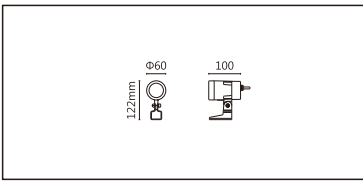
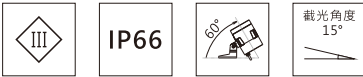


## SA-H220A-DXA-1

**Features & Application 产品特点&适用场所**

- 小型圆形投光灯·适用于投射柱子、窄墙、屋檐、树干的照明
- 多种光学配件可选·从远距离聚焦照明到泛光照明·满足不同场所投光需求
- 简易安装结构·施工方便·确保灯具安全稳固
- 对流散热通道设计·具有良好的散热性能·可确保LED光源的寿命
- 可选配遮光罩·进一步提升灯具的防眩效果
- 高灰阶·亮度调节变化细腻丝滑·可达16K的刷新率·手机摄录无频闪·人眼观测无疲劳

适用于公园景观亮化、户外大楼、桥梁、古建筑泛光投射照明、文旅照明、别墅庭院景观亮化等

**Options 可选**

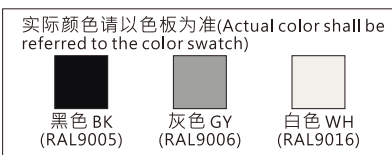
色温 (Color Temperature) : 2700K、3000K、3500K、4000K

功率 (Power) : 8W

光束角 (Beam Angle) : 5°、7°、10°、15°、20°、30°、45°、55°

**Product specifications 产品规格**

输入电参数 ( Input )	DC24V	安规执行标准 ( Standard of Safety )	IEC60598-1:2020/GB 7000.1-2015 IEC60598-2-5:2015/GB 7000.7-2005	
光源 ( Light Source )	CREE XP-L HI	存储条件 ( Storage Condition )	温度 ( Temperature ) : -40°C ~ 50°C 湿度 ( Humidity ) : 10% ~ 95%RH	
显色性 ( Color Rendering )	Ra≥80	线材/长度/连接器 ( Connecting )	1.0mm <sup>2</sup> *2+0.3mm <sup>2</sup> *3 可选配防水接头 ( Optional waterproof connector available ) 50~55cm	
LED数量 ( Number of LEDs )	1			
光通量 ( Luminous Flux )	480 lm@2700K	510 lm@3000K	产品主体材质 ( Material )	高强度、高导热性铝合金 ( High-strength, high thermal conductivity aluminum alloy )
	520 lm@3500K	540 lm@4000K		
光效 ( Luminous Efficacy )	60 lm/W@2700K	64 lm/W@3000K	安装方式 ( Installation )	表面安装 ( Surface Installation ) 旋转底座 ( Rotary Base ) 地插安装 ( Ground Installation ) 抱箍安装 ( Hoop Installation ) 喉箍安装 ( Hose Clamp Installation )
	65 lm/W@3500K	67 lm/W@4000K		
截光角 ( Cutoff Angle )	15° 25° ( 5mm蜂窝网Honeycomb network ) 40° ( 3mm蜂窝网Honeycomb network )	产品净量 ( Weight )	≤0.7kg	
控制方式 ( Control Method )	DMX	安定器/变压器/驱动器 ( Ballast/Transformer/Driver )	/	
灰阶 ( Gray Scale )	65536			

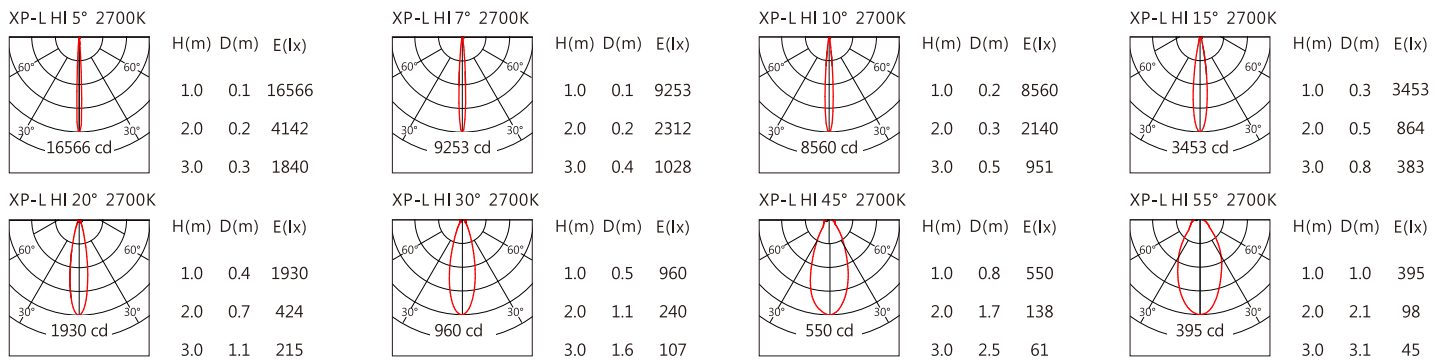
**Finishing 灯具颜色**

## Accessories 配件


配件	配件型号	图片	尺寸图	配件	配件型号	图片	尺寸图
遮光罩 (Shade hood)	AC-SAH220A-D01			旋转支架 (Rotating bracket)	AC-SAH320A-R01		
	AC-SAH220A-D02				AC-SAH320A-R02		
蜂窝网 (Honeycomb network)	AC-SAH220A-H01			旋转底座 (Rotary base)	AC-SAH320A-F01		
	AC-SAH220A-H02			插泥件 (Mud insert)	AC-SAH320A-F02		
拉伸膜片 (Stretch film)	AC-C38E0140			抱箍底座 (Hope base)	AC-SAH320A-F03		
	AC-C38E0160				喉箍底座 (Hose clamp base)	AC-SAH320A-F04	
AC-C38E1060	喉箍需自行购买 (Hose clamps need to be purchased separately)						
AC-C38E1560							
AC-C38E3060							

## Light Distribution 配光曲线图


### 2700K 480 lm



### 3000K 510 lm

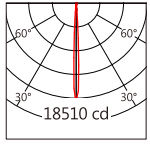


### 3500K 520 lm



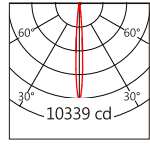
## 4000K 540 lm

XP-L HI 5° 4000K



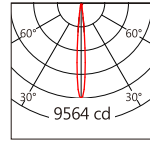
H(m)	D(m)	E(lx)
1.0	0.1	18510
2.0	0.2	4628
3.0	0.3	2056

XP-L HI 7° 4000K



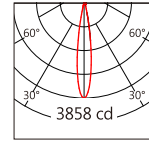
H(m)	D(m)	E(lx)
1.0	0.1	10339
2.0	0.2	2585
3.0	0.4	1149

XP-L HI 10° 4000K



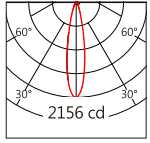
H(m)	D(m)	E(lx)
1.0	0.2	9564
2.0	0.3	2391
3.0	0.5	1063

XP-L HI 15° 4000K



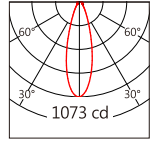
H(m)	D(m)	E(lx)
1.0	0.3	3858
2.0	0.5	965
3.0	0.8	428

XP-L HI 20° 4000K



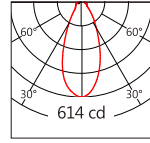
H(m)	D(m)	E(lx)
1.0	0.4	2156
2.0	0.7	539
3.0	1.1	240

XP-L HI 30° 4000K



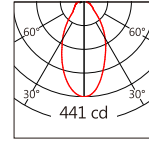
H(m)	D(m)	E(lx)
1.0	0.5	1073
2.0	1.1	268
3.0	1.6	120

XP-L HI 45° 4000K



H(m)	D(m)	E(lx)
1.0	0.8	614
2.0	1.7	154
3.0	2.5	68

XP-L HI 55° 4000K



H(m)	D(m)	E(lx)
1.0	1.0	441
2.0	2.1	110
3.0	3.1	50