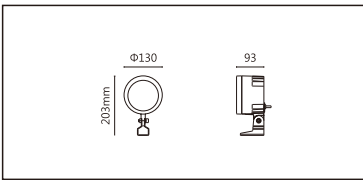
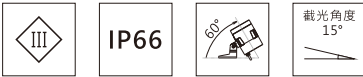


## SA-H520A-DNA-4



## Features &amp; Application 产品特点&amp;适用场所

- 圆形投光灯·适用于投射柱子、窄墙、屋檐、树干的照明
- 多种光学配件可选·从远距离聚焦照明到泛光照明·满足不同场所投光需求
- 简易安装结构·施工方便·确保灯具安全稳固
- 对流散热通道设计·具有良好的散热性能·可确保LED光源的寿命
- 可选配遮光罩·进一步提升灯具的防眩效果

适用于公园景观亮化、户外大楼、桥梁、古建筑泛光投射照明、文旅照明、别墅庭院景观亮化等

## Options 可选

色温 (Color Temperature) : 2700K · 3000K · 3500K · 4000K · 5000K

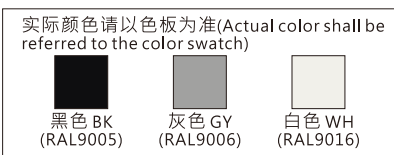
功率 (Power) : 24W

光束角 (Beam Angle) : 3°








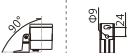

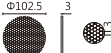



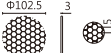

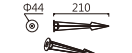



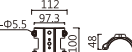

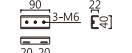
## Product specifications 产品规格

输入电参数 ( Input )	DC24V	安规执行标准 ( Standards of Safety )	IEC60598-1:2020/GB 7000.1-2015 IEC60598-2-5:2015/GB 7000.7-2005
光源 ( Light Source )	CREE XP-P	存储条件 ( Storage Condition )	温度 ( Temperature ) : -40°C ~ 50°C 湿度 ( Humidity ) : 10% ~ 95%RH
显色性 ( Color Rendering )	Ra≥80	线材/长度/连接器 ( Connecting )	1.0mm²*2可选配防水接头 ( Optional waterproof connector available ) 50~55cm
LED数量 ( Number of LEDs )	4		
光通量 ( Luminous Flux )	1160 lm@2700K	1180 lm@3000K	产品主体材质 ( Material ) 高强度、高导热性铝合金 ( High-strength, high thermal conductivity aluminum alloy )
	1220 lm@3500K	1270 lm@4000K	
	1360 lm@5000K		
光效 ( Luminous Efficacy )	48 lm/W@2700K	49 lm/W@3000K	安装方式 ( Installation ) 表面安装 ( Surface Installation ) 旋转底座 ( Rotary Base ) 地插安装 ( Ground Installation ) 抱箍安装 ( Hoop Installation ) 喉箍安装 ( Hose Clamp Installation )
	51 lm/W@3500K	53 lm/W@4000K	
	57 lm/W@5000K		
截光角 ( Cut-off Angle )	15° 25° ( 5mm蜂窝网Honeycomb network ) 40° ( 3mm蜂窝网Honeycomb network )		产品净重 ( Net Weight )
控制方式 ( Control Method )	ON/OFF	安定器/变压器/驱动器 ( Ballast/Transformer/Driver )	/
灰阶 ( Gray Scale )	/		

## Finishing 灯具颜色



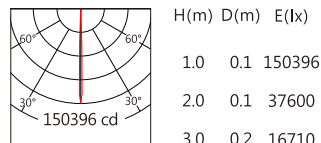
## Accessories 配件

配件	配件型号	图片	尺寸图	配件	配件型号	图片	尺寸图
遮光罩 (Shade hood)	AC-SAH520A-D01			旋转支架 (Rotating bracket)	AC-SAH520A-R01		
	AC-SAH520A-D02				AC-SAH520A-R02		
蜂窝网 (Honeycomb network)	AC-SAH520A-H01	 截光角40°		旋转底座 (Rotary base)	AC-SAH320A-F01		
	AC-SAH520A-H02	 截光角25°		插泥件 (Mud insert)	AC-SAH320A-F02		
拉伸膜片 (Stretch film)	AC-C102E0140			抱箍底座 (Hope base)	AC-SAH320A-F03		
	AC-C102E0160			喉箍底座 (Hose clamp base)	AC-SAH320A-F04		
AC-C102E1060							
AC-C102E1560							
AC-C102E3060							

## Light Distribution 配光曲线图

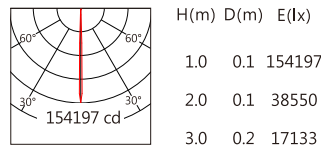
### 2700K 1160 lm

XP-P 3° 2700K



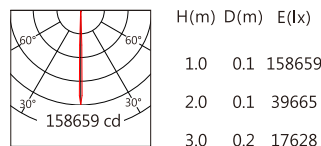
### 3000K 1180 lm

XP-P 3° 3000K



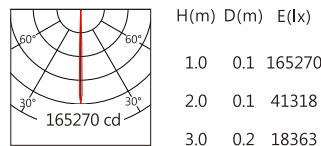
### 3500K 1220 lm

XP-P 3° 3500K



### 4000K 1270 lm

XP-P 3° 4000K



### 5000K 1360 lm

XP-P 3° 5000K

